

SOFT MAGNETIC COBALT-IRON ALLOYS

VACOFLEX AND VACODUR



ADVANCED MAGNETIC SOLUTIONS

VAC[®]
VACUUMSCHMELZE



THE COMPANY **VACUUMSCHMELZE**

ADVANCED MAGNETIC SOLUTIONS

VAC is a leading manufacturer of magnetic materials and solutions. We passionately advance the technologies of today and tomorrow. As a reliable partner, we work with our customers to develop application solutions that make it possible to meet constantly increasing requirements. We push technical boundaries with groundbreaking solutions. The use of our materials

as well as our refined solutions and their special magnetic properties are the key to making our customers' systems smaller, lighter, more efficient and, last but not least, safer. Thereby we contribute significantly to the saving of resources and the protection of our environment.


THE COMPANY

VACUUMSCHMELZE

Contents

Introduction	Page 4
Magnetic properties	Page 7
DC magnetic properties of strip material	Page 8
DC magnetic properties of solid material	Page 9
Specific iron losses of strip material	Page 9
Mechanical properties	Page 10
Mechanical properties of strip material	Page 11
Mechanical properties of solid material	Page 11
Physical properties	Page 12
Corrosion resistance of VACOFLUX 9 CR	Page 13
Processing	Page 14
Magnetic final annealing	Page 14
Adjusting mechanical properties for VACODUR strip material	Page 16
General processing information	Page 17
Forms of supply	Page 18

INTRODUCTION



VACUUMSCHMELZE is one of the world's leading manufacturers of special alloys with a particular focus on magnetic and specific physical properties. In addition to soft magnetic alloys, VAC's full product range comprises permanent magnets, inductive components and other materials with special physical properties.

With our strong materials expertise and experience, especially in the area of magnetism, we are able to offer our customers innovative solutions to meet their visions and design ideas. Our aim is to work with our partners to develop products which can generate a market advantage through the introduction of new technology.

Our range of soft magnetic materials comprises nickel-iron, silicon-iron and cobalt-iron alloys, as well as amorphous and nanocrystalline alloys.

Thanks to their high magnetic saturation of up to 2.4 T, the cobalt-iron (CoFe) alloys VACOFLEX® and VACODUR® are generally suitable for all applications where high flux density and minimum weight are required.

COMPOSITION AND MATERIAL STANDARDS

Material	Composition in % by weight	IEC 60404-8-6 ¹⁾	ASTM A801-09
VACOFLEX 48	49 % Fe, 49 % Co, 2 % V	F11	Alloy Type 1
VACOFLEX 50	49 % Fe, 49 % Co, 2 % V	F11	–
VACODUR 49	49 % Fe, 49 % Co, 2 % V + Nb	F11	Alloy Type 1
VACODUR 50	49 % Fe, 49 % Co, 2 % V + Nb	F1	–
VACODUR S Plus	49 % Fe, 49 % Co, 2 % V + Ta, Zr	F1	–
VACOFLEX 27	Residual Fe, 27 % Co + Nb	F31	Alloy Type 2
VACOFLEX 17	Residual Fe, 17 % Co, 2 % Cr + Mo	–	–
VACOFLEX 18 HR	Residual Fe, 18 % Co, 2.5 % Cr, 2 % V, 1.5 % Mn	–	–
VACOFLEX 9 CR	Residual Fe, 9 % Co, 10 % Cr, 2 % Mo, 1 % Al	–	–

¹⁾ equivalent to DIN EN 60404-8-6 and BS EN 60404-8-6

The CoFe alloys of VACUUMSCHMELZE can be divided into three groups.

VACOFLUX 48/50

VACOFLUX 48 exhibits the lowest coercive field strength and the highest permeability due to the high level of alloy purity. Particularly with the normal form of supply in thin strip thicknesses, VACOFLUX 48 is considered to be the fully optimised solution for low-loss lamination stacks made from cobalt-iron.

VACOFLUX 50 is an alloy similar to VACOFLUX 48 with a very high saturation, low coercive field strength and low specific core losses. It is available in various strip dimensions and also as solid material.

VACODUR 49/50/S PLUS

The family of VACODUR alloys has been developed for more demanding requirements with respect to high strength combined with high saturation. For strip material, the yield strength can be set to a wide range of different levels by varying the heat treatment temperature.

The yield strength of VACODUR 49 can be set over a wide range from 250 to 400 MPa. This makes the material especially suitable for applications in electric motors: Stators and rotors can be stamped from the same material and then undergo different heat treatments in order to attain a magnetically optimised stator and a rotor with defined yield strength.

VACODUR 50 can be heat treated to achieve a significantly higher yield strength, covering the range from 390 to 450 MPa.

VACODUR S Plus can achieve yield strengths of up to 800 MPa and is therefore ideally suited for high speed rotors. Even at such a high yield strength, the material still has comparatively low losses.

VACOFLUX 27/17/18 HR/9 CR

The alloys of VACOFLUX 27, VACOFLUX 17, VACOFLUX 18 HR and VACOFLUX 9 CR with reduced cobalt content have been developed for use in high performance actuator systems:

VACOFLUX 27 offers the highest saturation of all cobalt-iron alloys. In addition, it shows an excellent ductility. It is available as hot-rolled or forged bars and also as wire. Due to the relatively low electrical resistivity, it is commonly used for static applications.

VACOFLUX 17 exhibits a very high saturation of 2.22 T and is used in the area of high pressure diesel injection. The alloy can be cold formed.

VACOFLUX 18 HR is a further development that has a high saturation of 2.09 T and an increased electrical resistivity of $0.65 \mu\Omega\text{m}$. The increased resistivity enables faster switching times and additions to the alloy composition have improved the machinability.

VACOFLUX 9 CR has a significantly improved corrosion resistance accompanied by a much higher electrical resistance. The high saturation of 1.8 T compared to iron-chromium steels is due to the optimisation of the chromium, molybdenum and cobalt content of the alloy.

APPLICATION EXAMPLES OF CoFe ALLOYS

Material	Application example
VACOFLUX 48	Motors and generators with high power density and lowest losses, transformers with low losses at very high flux densities
VACOFLUX 50	Motors and generators with the highest torques, actuators with the highest forces, yoke parts, pole shoes for very high flux densities, magnetic lenses, dot matrix printers, relay parts
VACODUR 49	Motors and generators with high speeds, both stator and rotor applications
VACODUR 50	Motors and generators with high speeds Application mainly for rotor laminations for high centrifugal forces
VACODUR S Plus	Motors and generators with highest speeds Application specifically for rotor laminations for very high centrifugal forces
VACOFLUX 27	Back irons, pole pieces and other flux guiding elements, high power electromagnetic actuators and hydraulic or pneumatic systems Mainly applications with static fields
VACOFLUX 17	Components and actuators for the automotive industry operating at high pressures, e.g. diesel injection
VACOFLUX 18 HR	Components and actuators for the automotive industry with high switching speeds; generally fast switching actuators and solenoid valves
VACOFLUX 9 CR	Components and actuators for the automotive industry with special requirements for corrosion resistance, e.g. petrol injection or injection of biofuels; solenoid valves working at fast switching times and high pressures for corrosive media

MAGNETIC PROPERTIES



Before delivery to the customer, every semi-finished product is tested with respect to its magnetic properties. These tests are based on ring, strip or rod samples. The sample undergoes a heat treatment for optimising the magnetic properties. The measurement is based on the standards IEC 60404-4, IEC 60404-6 and IEC 60404-7. An air flux correction of the measured induction at high field strengths is carried out for the ballistic measuring method on rings.

Depending on agreed customer specifications, the measured values can also be taken directly from the product to be supplied. In this case, however, the individual details with respect to the measured object, test method and the relevant measuring points should be agreed with corresponding limiting values.

Simulation data files including B(H) characteristic and core loss values can be supplied upon request.

GENERAL MAGNETIC PROPERTIES AFTER MAGNETIC FINAL ANNEALING – TYPICAL VALUES

Material	Curie temperature T_c °C	Saturation magnetostriction λ_s ppm	Saturation polarization J_s T	Saturation magnetization B_s T
VACOFLUX 48	950	+70	2.30	2.35
VACOFLUX 50	950	+70	2.30	2.35
VACODUR 49	950	+70	2.30	2.35
VACODUR 50	950	+70	2.28	2.33
VACODUR S Plus	950	+70	2.25	2.30
VACOFLUX 27	950	+40	2.38	2.43
VACOFLUX 17	920	+25	2.22	2.27
VACOFLUX 18 HR	920	+25	2.09	2.14
VACOFLUX 9 CR	800	+30	1.80	1.85

DC MAGNETIC PROPERTIES OF STRIP MATERIAL

DC MAGNETIC PROPERTIES AFTER MAGNETIC FINAL ANNEALING (STRIP THICKNESS 0.35 MM) – TYPICAL VALUES									
Material	H _c max. A/m	H _c typ. A/m	μ _{max}	B at 300 A/m T	B at 800 A/m T	B at 1600 A/m T	B at 4000 A/m T	B at 8000 A/m T	B at 16000 A/m T
VACOFLUX 48	≤ 40	35	18000	2.05	2.18	2.24	2.275	2.29	2.30
VACOFLUX 50	≤ 80	50	15000	1.90	2.10	2.20	2.255	2.28	2.30
VACODUR 49 ¹⁾	≤ 80	50	15000	1.90	2.10	2.20	2.255	2.28	2.30
VACODUR 49 ²⁾	≤ 160	110	8000	1.80	2.05	2.15	2.25	2.27	2.30
VACODUR 50 ¹⁾	≤ 160	110	8000	1.80	2.05	2.15	2.22	2.26	2.28
VACODUR 50 ²⁾	≤ 200	160	5000	1.70	2.00	2.11	2.19	2.23	2.26
VACODUR S Plus ¹⁾	≤ 140	120	6000	1.60	1.92	2.07	2.15	2.19	2.21
VACODUR S Plus ²⁾	≤ 700	600	1100	–	1.20	1.80	2.03	2.11	2.15
VACOFLUX 17	≤ 200	100	3500	1.2	1.5	1.6	1.75	1.9	2.05

H_c = coercive field strength μ_{max} = relative maximum permeability B = induction

¹⁾ annealed for optimum magnetic properties

²⁾ annealed for optimum mechanical properties, see page 16

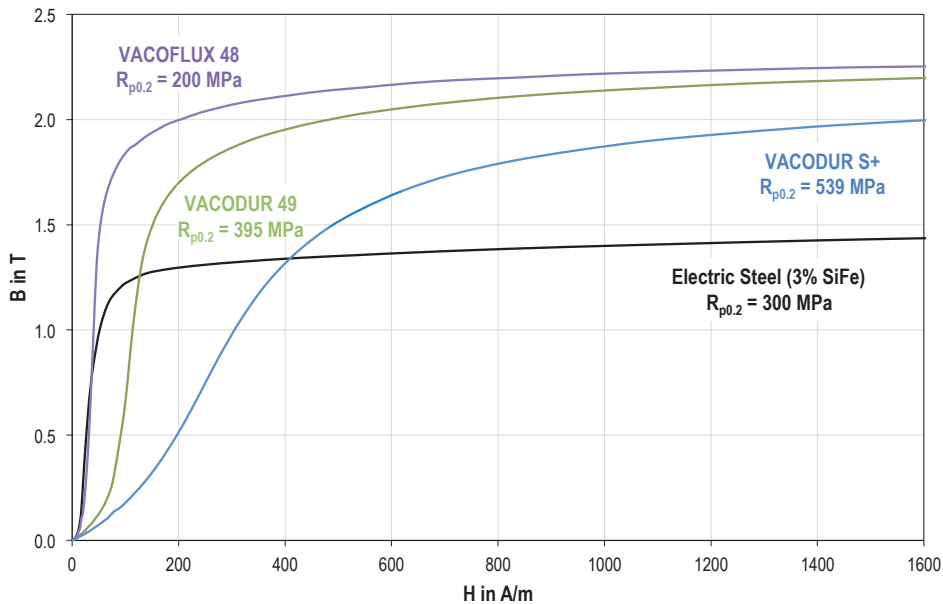


Figure 1: Normal DC magnetization curves of some 50 % CoFe alloys (strip material) and a reference material (3 % SiFe) with corresponding yield strengths R_{p0.2}

DC MAGNETIC PROPERTIES OF SOLID MATERIAL

DC MAGNETIC PROPERTIES AFTER MAGNETIC FINAL ANNEALING (SOLID MATERIAL) – TYPICAL VALUES							
Material	H_c	H_c	μ_{max}	J at	J at	J at	J at
	max.	typ.		10 kA/m	16 kA/m	20 kA/m	40 kA/m
	A/m	A/m		T	T	T	T
VACOFLUX 50 ¹⁾	≤ 240	100	7000	2.27	2.28	2.28	2.29
VACODUR 49 ¹⁾³⁾	≤ 240	100	7000	2.27	2.28	2.28	2.29
VACOFLUX 27	≤ 240	150	3000	2.11	2.22	2.27	2.38
VACOFLUX 17 ²⁾	≤ 200	140	3200	1.94	2.04	2.09	2.19
VACOFLUX 18 HR ²⁾	≤ 350	170	2500	1.87	1.96	2.00	2.06
VACOFLUX 9 CR ¹⁾	≤ 200	130	3000	1.70	1.76	1.78	1.80

H_c = coercive field strength

μ_{max} = relative maximum permeability

J = polarization

¹⁾ hot-rolled

²⁾ cold drawn

³⁾ only magnetically optimised state

SPECIFIC IRON LOSSES OF STRIP MATERIAL

SPECIFIC IRON LOSSES OF STRIP MATERIAL AFTER MAGNETIC FINAL ANNEALING (STRIP THICKNESS 0.35 MM) – TYPICAL VALUES

Material	P_{Fe}	P_{Fe}	P_{Fe}	P_{Fe}	P_{Fe}	P_{Fe}
	1.5 T	1.5 T	1.5 T	2.0 T	2.0 T	2.0 T
	50 Hz	400 Hz	1000 Hz	50 Hz	400 Hz	1000 Hz
	W/kg	W/kg	W/kg	W/kg	W/kg	W/kg
VACOFLUX 48	1.5	30	145	2.2	58	335
VACOFLUX 50	1.6	31	147	2.5	60	322
VACODUR 49 ¹⁾	1.6	31	150	2.5	60	333
VACODUR 49 ²⁾	3.0	42	174	5.0	78	365
VACODUR 50 ¹⁾	3.0	42	174	5.0	78	365
VACODUR 50 ²⁾	4.5	53	199	7.7	93	394
VACODUR S Plus ¹⁾	3.0	43	186	5.0	74	352
VACODUR S Plus ²⁾	11.5	109	349	22.0	208	660
VACOFLUX 17	3.8	54	233	7.0	88	400

P_{Fe} = specific core losses

¹⁾ annealed for optimum magnetic properties

²⁾ annealed for optimum mechanical properties, see page 16

MECHANICAL PROPERTIES

The typical mechanical properties of strip and solid material after final annealing are summarized in the following tables. The data is only to be regarded as a guide because the final state depends considerably on the heat treatment and cold forming. Depending on the as-delivered state of the material, a minor directional dependency of the characteristic values is possible.

The mechanical properties are measured in accordance with DIN EN ISO 6892-1 (tensile testing of metallic properties) and DIN EN ISO 6507 (hardness test as per Vickers). The tensile yield strength is denoted by the term $R_{p0.2}$.

In the case of stamped parts from the VACODUR range of alloys, a higher strength can be achieved by annealing at lower temperatures ('annealed for optimum mechanical properties'). Alternatively, an optimized magnetic part can be attained by annealing at high temperatures ('annealed for optimum magnetic properties'). It is only possible to set defined yield strengths in the case of strip material.

Figure 2 provides an overview of the adjustable yield strength ranges of the available VACODUR alloys and the associated magnetic properties. Maximum yield strengths of up to 800 MPa can be attained with VACODUR S Plus.

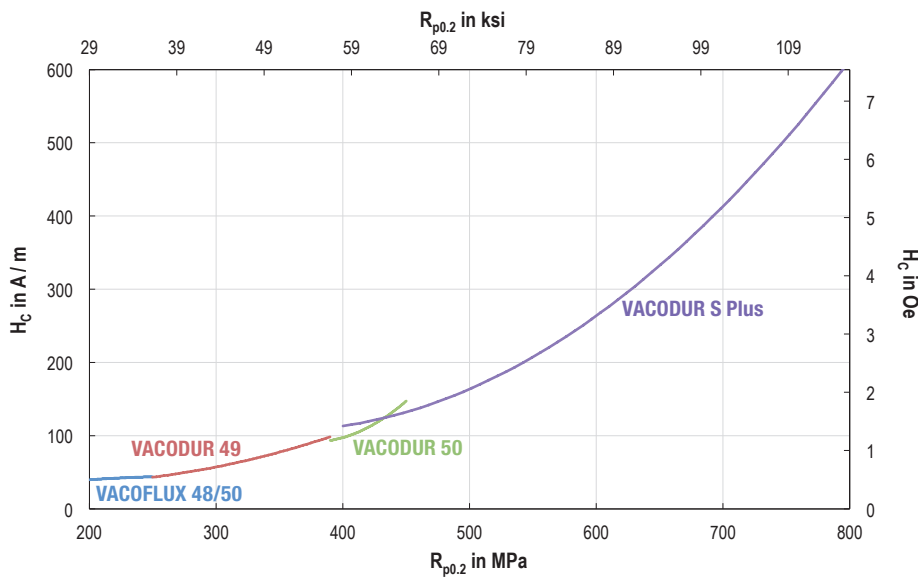


Figure 2: Bandwidth of the ranges adjustable by final annealing for the yield strength $R_{p0.2}$ and coercive field strength H_c for VACOFLUX and VACODUR (strip material 0.35 mm)

MECHANICAL PROPERTIES OF STRIP MATERIAL

MECHANICAL PROPERTIES OF STRIP MATERIAL AFTER FINAL ANNEALING (STRIP THICKNESS 0.35 MM) – TYPICAL VALUES

Material	R _{p0.2} MPa	R _m MPa	E GPa	A %	HV10
VACOFLEX 48	190	220	200	2	180
VACOFLEX 50	250	550	210	6	190
VACODUR 49 ¹⁾	210	400	200	4	185
VACODUR 49 ²⁾	390	720	250	8	220
VACODUR 50 ¹⁾	390	720	250	8	210
VACODUR 50 ²⁾	450	820	240	10	240
VACODUR S Plus ¹⁾	400	800	250	6	230
VACODUR S Plus ²⁾	800	1200	250	8	300
VACOFLEX 17	250	450	200	32	140

R_{p0.2} = yield strength

R_m = tensile strength

E = modulus of elasticity

A = elongation at fracture

HV10 = Vickers hardness; tensile test sampling parallel to the rolling direction

¹⁾ annealed for optimum magnetic properties

²⁾ annealed for optimum mechanical properties, see page 16

MECHANICAL PROPERTIES OF SOLID MATERIAL

MECHANICAL PROPERTIES OF SOLID MATERIAL AFTER FINAL ANNEALING – TYPICAL VALUES

Material	R _{p0.2} MPa	R _m MPa	E GPa	A %	HV10
VACOFLEX 50	250	350	215	3	205
VACODUR 49	220	350	205	3	205
VACOFLEX 27	240	550	200	30	170
VACOFLEX 17	250	450	200	32	140
VACOFLEX 18 HR	400	600	210	28	200
VACOFLEX 9 CR	330	490	180	35	170

R_{p0.2} = yield strength

R_m = tensile strength

E = modulus of elasticity

A = elongation at fracture

HV10 = Vickers hardness

PHYSICAL PROPERTIES

PHYSICAL PROPERTIES AFTER MAGNETIC ANNEALING – TYPICAL VALUES

Material	Electrical resistivity	Mass density	Coefficient of linear expansion (20... 200 °C)	Thermal conductivity at 25 °C
	ρ_{el} $\mu \Omega m$	ρ g/cm^3	α $10^{-6}/K$	λ $W/m/K$
VACOFLUX 48	0.42	8.12	9.7	33
VACOFLUX 50	0.42	8.12	9.4	30
VACODUR 49	0.42	8.12	8.9	32
VACODUR 50	0.42	8.12	9.0	32
VACODUR S Plus	0.42	8.12	8.8	32
VACOFLUX 27	0.15	7.99	10.8	67
VACOFLUX 17	0.41	7.94	10.7	34
VACOFLUX 18 HR	0.65	7.81	10.5	25
VACOFLUX 9 CR	0.79	7.75	10.9	20

CORROSION RESISTANCE OF VACOFLUX 9 CR



VACOFLUX 9 CR has been developed specially for applications in corrosive media. It has a good corrosion resistance in salt spray tests, comparable to 13 % chromium steel.

For an optimum corrosion resistance, as is also required for stainless steels, it is necessary that the surface does not contain any impurities e.g. foreign metal particles, salt impurities due to mechanical processing steps or oxidation layers due to annealing treatments.

From a technical viewpoint with respect to corrosion, a gentle mechanical processing with subsequent cleaning of the surface is recommended in order to attain an optimum surface condition. The extent to which an abrasive pickling process has to be carried out, together with a subsequent passivation, needs to be evaluated for each specific application.

Heat treated surfaces, or the oxide coatings resulting from such processes, must be removed by a mechanical processing with subsequent cleaning of the parts. An abrasive pickling of the heat treated surface with subsequent passivation leads to an optimum corrosion resistance (see the section on forms of supply, page 18).

Petrol-methanol water

A sample rod of VACOFLUX 9 CR was stored at 130 °C for a total of 150 hours in a petrol-methanol-water solution. The solution comprised 84.5 % fuel, 15 % methanol, 0.5 % corrosive water (16.5 mg sodium chloride/l, 13.5 mg sodium hydrogen carbonate/l, 14.8 mg formic acid/l). No signs of corrosion could be seen on the sample at 40x magnification.

Salt spray test

A sample rod of VACOFLUX 9 CR was subjected to a salt spray test as per DIN EN ISO 9227 for a total of 96 hours. The original sample was peeled, finally annealed and cleaned, thereby giving it a shiny surface. No signs of corrosion could be seen on the sample.

The recommendations and examinations outlined here can only serve as an initial overview, owing to the wide variety of possible requirements, media and processing methods.

PROCESSING

Magnetic final annealing

A final heat treatment ('magnetic final annealing') is mandatory for achieving the magnetic and mechanical properties. The necessary growth of the grains in the material, and hence the accompanying improvement in the characteristic magnetic values, only occurs during the final annealing. The values stated in the product data can only be attained after performing the final annealing.

The typical temperature profile of a possible heat treatment of VACOFLUX or VACODUR is shown in figure 3.

Ideally, the annealing should be carried under pure dry hydrogen, taking into account the annealing temperatures and holding times listed in the following table. The use of a vacuum or an inert gas atmosphere is possible, but the purity of the atmosphere does have a crucial influence on the magnetic quality.

Hydrogen has the advantage that it is a powerful reducing atmosphere and therefore not only prevents oxidation but also removes impurities in the material. To ensure ultimate purity of the atmosphere, the content of water vapour and oxygen should be extremely low, meaning that a dew point < -50 °C is required. If an alternative inert gas is used, then it should not contain any harmful impurities and have a low dew point.

The specified heat treatment temperature should not be exceeded, as otherwise a degradation of the magnetic properties could result because of the formation of a

magnetically unfavourable phase in the material. Depending on the furnace geometry, loading conditions and the shape of the parts, it is possible to vary the holding times indicated. The cooling should always continue down to below 150 °C in an inert gas atmosphere at a rate of 100 to 200 K/h. For VACODUR alloys, the cooling rate may be increased up to 300 K/h.

VACOFLUX 9 CR typically exhibits a slight colouration after the final annealing which has no impact on the magnetic performance.

To avoid thermal welding or stiction of laminations during annealing, the strip requires coating with a thin insulation layer, designated as DL1. After the final annealing, this coating is reduced to an insulating layer of magnesium oxide (MgO), with a typical layer thickness below 1 µm.

When increased demands for insulation are required, e.g. for laminated stator and rotor stacks, annealing in an oxidizing atmosphere is recommended in order to create a thin, additional insulating surface layer. Depending on the type of furnace and desired thickness of the oxide layer, such a heat treatment is performed for half an hour to three hours at 350 °C to 450 °C.

VACUUMSCHMELZE also provides the option of annealing and oxidizing parts or laminations of our VACODUR or VACOFLUX alloys which are produced by our customers.

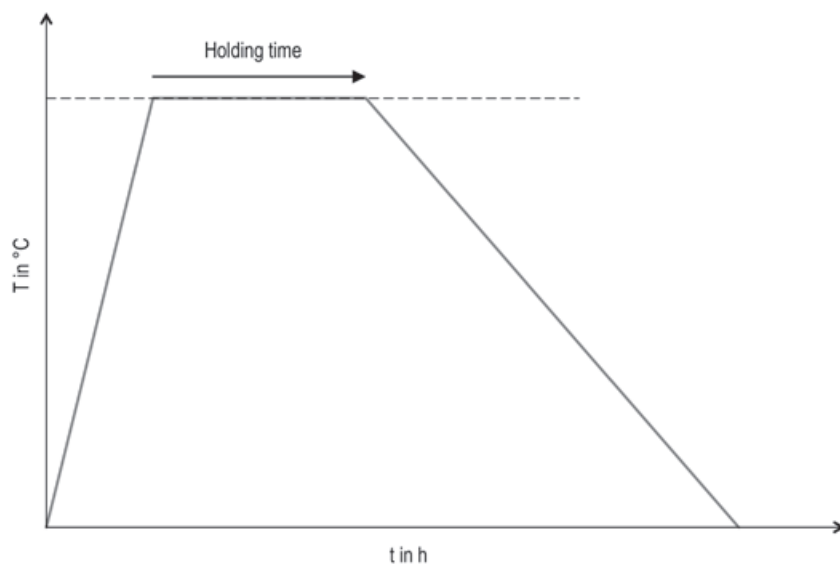


Figure 3: Temperature profile of the final heat treatment of VACOFLUX or VACODUR alloys

RECOMMENDED PARAMETERS FOR THE FINAL HEAT TREATMENT				
Material	Temperature	Holding time strip	Holding time solid material	Cooling rate
	°C	h	h	K/h
VACOFLUX 48	880	10	-	100 - 200
VACOFLUX 50	820	4	10	100 - 200
VACODUR 49 ¹⁾	880	6	6	100 - 300
VACODUR 49 ²⁾	750	3	-	100 - 300
VACODUR 50 ¹⁾	820	4	10	100 - 300
VACODUR 50 ²⁾	750	3	-	100 - 300
VACODUR S Plus ¹⁾	840	4	-	100 - 300
VACODUR S Plus ²⁾	720	1 - 2	-	100 - 300
VACOFLUX 27	920	-	10	100 - 200
VACOFLUX 17	850	10	10	100 - 200
VACOFLUX 18 HR	800	-	10	100 - 200
VACOFLUX 9 CR	800	-	10	100 - 200

¹⁾ annealed for optimum magnetic properties

²⁾ annealed for optimum mechanical properties, see section 'Adjusting mechanical properties for VACODUR strip material'

Adjusting mechanical properties for VACODUR strip material

For the VACODUR range of alloys, the annealing treatment can be varied in order to set a specific yield strength value. To achieve higher yield strengths, a lower annealing temperature and a shorter holding time are selected. In particular, at high yield strengths, compliance with an accurately controlled temperature and time specification must be ensured.

With VACODUR 49 the yield strength can be set very accurately by the annealing temperature. The resultant yield strength decreases linearly as the annealing temperature rises, cf. figure 4. This is advantageous if a reliable setting of a defined strength is required under production conditions.

The defined adjustability of the yield strength is only possible for cold-rolled strip material. A magnetically optimised final annealing is generally recommended for hot-rolled solid material.

For very thin VACODUR material in strip thickness less than 0.20 mm, in the mechanically optimised state, it is recommended to lower the annealing temperature by approx. 10 °C to obtain mechanical properties comparable to strip thickness 0.35 mm. A simultaneous deterioration of the soft magnetic properties must be accepted due to the lower annealing temperature. For the magnetic optimised state, no change in annealing conditions is required.

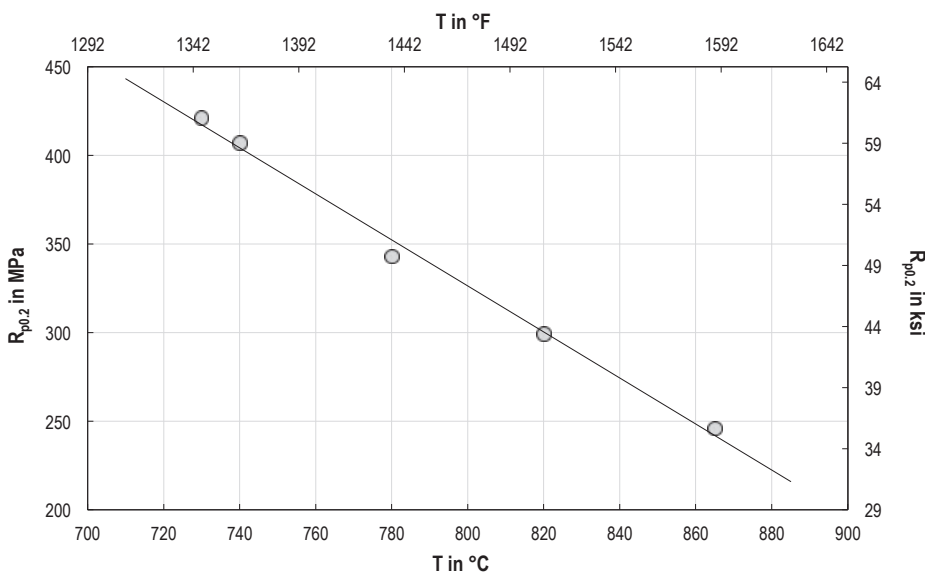


Figure 4: Variation of the yield strength $R_{p0.2}$ of VACODUR 49 strip material with respect to the annealing temperature T . Held at temperature T for 4 h (strip material 0.35 mm)

General processing information

During the heat treatment of strip material of a CoFe alloy with around 50 % Co content (VACOFLUX 48, VACOFLUX 50, VACODUR 49, VACODUR 50 and VACODUR S Plus), a permanent, anisotropic length increase of up to 0.2% occurs. Precision machined parts made from strip material should therefore only be processed to their final dimensions after the heat treatment.

It must be noted that the workability of the alloys with 50 % Co content is not improved by annealing, but actually becomes more difficult due to embrittlement.

Every processing of the finally-annealed material has an influence on the soft-magnetic properties. When

manufacturing shaped parts with narrow tolerances, the last fine processing after the heat treatment should be performed as gently as possible.

The product brochure: 'Machining Data of our Soft-magnetic Alloys' (AHT-001) is available as a download on the homepage of VACUUMSCHMELZE, or on request as a paper copy. This brochure provides an initial starting point for machining.

VAC can offer to produce complete laminated stacks according to a process specially adapted to CoFe alloys (VACSTACK® process). Optimizing the production method means that tight dimensional tolerances are achieved together with very low specific core losses.




Figure 5: Parts made from cobalt-iron materials

® is a Registered Trademark of VACUUMSCHMELZE GmbH & Co. KG

FORMS OF SUPPLY

The soft magnetic CoFe materials are available in many shapes and dimensions. Besides supplying semi-finished products (strips, rods and wires), VAC also manufactures core laminations, stamped parts, shaped and solid parts as well as laminated assemblies. The manufacture of laminated stacks with optimised losses is offered especially for CoFe alloys under the trade name VACSTACK.

The following table provides an overview of the availability of our materials in the various forms of supply.

The alloys with 50% Co content (VACOFLUX 48, VACOFLUX 50, VACODUR 49, VACODUR 50 and VACODUR S Plus) are only available in hard or cold rolled condition. Soft delivery states are also possible for alloys with lower Co content (VACOFLUX 27, VACOFLUX 17, VACOFLUX 18 HR, VACOFLUX 9 CR). VACOFLUX 17 is also available in the delivery state 'soft deep-drawable'.

VACOFLUX 9 CR is offered in the state 'magnetically finally annealed' as standard, i.e. the final annealing has already been performed on the semi-finished product. Depending on the geometry and application an additional heat treatment of the parts can be omitted. A further advantage of this delivery state is the fact that parts that are machined from finally annealed rods have a bright, non-tarnished surface, resulting in an improved resistance in the salt spray test (see section on corrosion resistance, page 13).

For strip material in the thickness range 0.50 mm or thinner, an insulation coating based on Mg and designated as DL1 is recommended. Individual laminations have improved separation from one another due to the coating, thus reducing the risk of thermal welding of the laminations during the final annealing.

Material	Semi-finished product			Finished parts		
	Strip	Rods	Wire	Core laminations, stamped parts	Laminated Assemblies, VACSTACK	Shaped and solid parts
VACOFLUX 48	+	-	-	+	+	-
VACOFLUX 50	+	+	-	+	+	○
VACODUR 49	+	+	-	+	+	○
VACODUR 50	+	+	-	+	+	○
VACODUR S Plus	+	-	-	+	+	-
VACOFLUX 27	-	+	+	-	-	○
VACOFLUX 17 ¹⁾	+	+	+	+	+	○
VACOFLUX 18 HR	-	+	-	-	-	○
VACOFLUX 9 CR ²⁾	-	+	+	-	-	○

+ = available

○ = on request

- = not available or on request

¹⁾ delivery state 'soft deep-drawable' possible for strip

²⁾ delivery state 'magnetically finally annealed' possible

VACUUMSCHMELZE GMBH & CO. KG

Grüner Weg 37
D 63450 Hanau / Deutschland
Telefon +49 6181 38 0
Fax +49 6181 38 2645
info@vacuumschmelze.com
www.vacuumschmelze.com

VACUUMSCHMELZE CHINA MAGNETICS

Shanghai Sales Office
Room 06, 19F
Zhongrong Hengrui International Plaza
620 Zhangyang Road, Pudong District
Shanghai, PRC 200122
Telefon +86 21 58 31 98 37
Fax +86 21 58 31 99 37
vac_china@vacuumschmelze.com

VAC MAGNETICS LLC

2935 Dolphin Drive
Suite 103
Elizabethtown, KY 42701
Telefon +1 270 769 1333
Fax +1 270 769 3118
info-usa@vacmagnetics.com

VAC MAGNETIC INDIA PRIVATE LIMITED

A-101 & 102, Kailas Business Park
Veer Savarkar Road
Park Site
Vikhroli West
Mumbai-400079, Maharashtra
Telefon +91 22 2518 0017 / 0018
vac_india@vacuumschmelze.com

SOFT MAGNETIC COBALT-IRON ALLOYS • EDITION 2021

Published by VACUUMSCHMELZE GmbH & Co. KG, Hanau
© VACUUMSCHMELZE GmbH & Co. KG 2021. All rights reserved.
® is a Registered Trademark of VACUUMSCHMELZE GmbH & Co. KG



ADVANCED MAGNETIC SOLUTIONS